

BUILT TO LAST

These doors deliver unrivaled durability and robustness thanks to their 100% PVC ultra-rigid frame.

- Multichamber PVC frame, 4 9/16"
- Multichamber PVC sash
- Multiple weatherstripping to eliminate air infiltration
- Steel reinforcements in the most heavily used parts
- 1-point mortise lock
- Hidden sash stoppers for aesthetic appeal



WARRANTIES

P.H. Tech provides the following warranties:

PVC PROFILES	ENERGY-EFFICIENT SEALED UNITS	HARDWARE
20 YEAR WARRANTY	20 YEAR WARRANTY	5 YEAR WARRANTY



DESIGNED TO WORK LIKE A CHARM

S-7800 PATIO DOOR
All-PVC frame with mechanical sash



© 2018 P.H. Tech, Inc. All rights reserved.



UNEQUALLED ENERGY EFFICIENCY

P.H. Tech patio doors are designed to meet the highest and latest Canadian performance standards in terms of energy efficiency.

- Highly energy-efficient double glazing: non-conductive spacer, low-E coating, and argon gas to maximize the energy rating (ER) of your patio door
- Design that allows for 1"-thick double or triple glazing
- Profiles designed to significantly reduce the risk of condensation



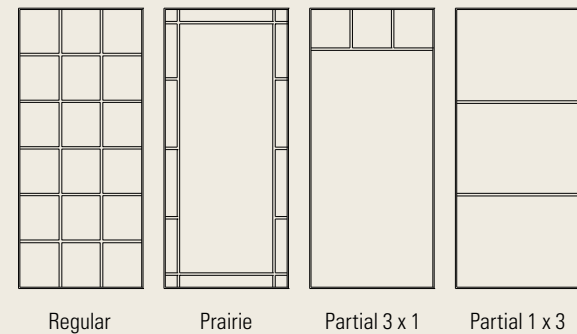
OPTIONS

- Low-E double or triple glazing
- Bronze tinted glass
- Mini-blinds between the glass available on doors 5', 6', 9' and 12' wide
- Brickmolds



DECORATIVE GRILLES

- Rectangular 1/4" and 1/4" x 1"
- Georgian 7/32" x 5/8" and 7/32" x 1"
- Standard patterns: Regular, Prairie and Partial
- Other grids or patterns available on request



UNPRECEDENTED RELIABILITY

Our doors are designed to ensure the operating sashes slide quietly, smoothly and effortlessly, year after year.

How do we measure carefree operation? With over a million doors sold throughout America.



Patented tandem wheels in ultra-durable nylon leave no marks on the rail and provide smoothness of operation.

Our doors withstood 119,000 test cycles without failure, carrying a 165 lb. sash—the equivalent of over 30 years of constant use!

100% aluminum raised rail protects the wheels from damage or jamming caused by dirt and debris.



THE EASIEST-OPENING DOOR IN ITS CATEGORY

Try the test yourself: you can open it with just your fingertips!

ADDITIONAL SECURITY

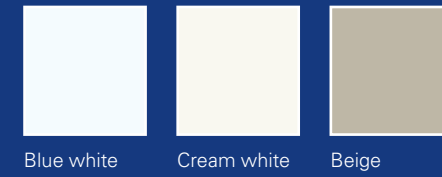
- Foot lock
- Security bar
- Two-point mortise lock



CUSTOMIZE YOUR PATIO DOOR


Choose from a wide range of options and accessories.

STANDARD COLOURS





OPTIONAL EXTERIOR COLOURS

Select from our 30 standard colours available. Ask to see the colour samples.




HANDLES

Easy-to-grip handles. With or without key. Available in various styles and finishes.



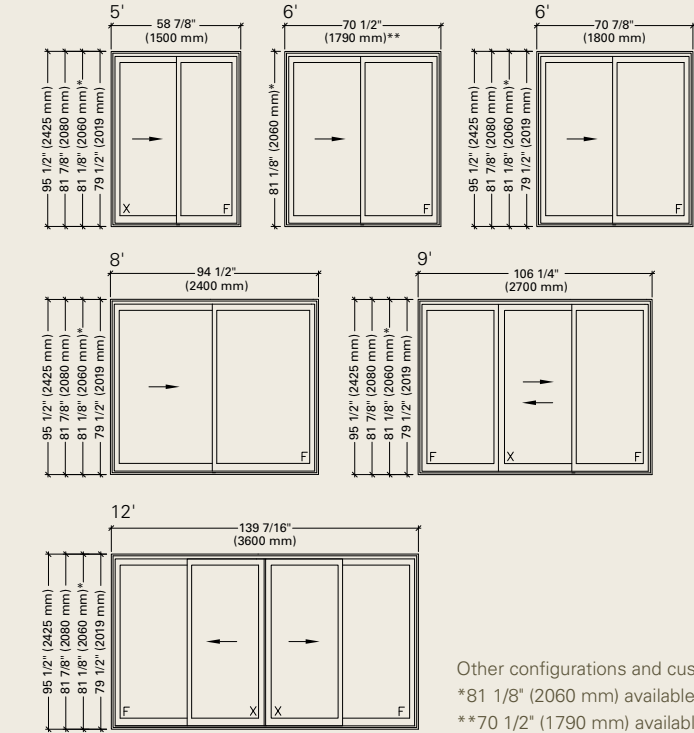
DOUBLENATURE®, THE BEST OF BOTH WORLDS!

A warm and realistic stained wood grain finish that can be applied both inside and out and requires no maintenance.



CONFIGURATIONS


Available in 2-panel, 3-panel, and 4-panel configurations.



Other configurations and custom sizes available.
*81 1/8" (2060 mm) available in blue white vinyl only.
**70 1/2" (1790 mm) available in blue white vinyl only.


PANORAMIC MULLING

Transom or sidelites available.



SCREENS

- Aluminum, with patented spring-loaded rollers for durability and ease of operation
- Will not skip or jump off the track
- Can be removed without tools



PERFORMANCE

ENERGY PERFORMANCE

Glass package	U-factor (W/m²K)	U-factor (Btu/h pi² °F)	Solar heat gain (SHGC)	Visual transmission	Energy rating (ER)	Zone
Double, low-e argon, 1", Warm-Edge spacer	1.70	0.30	0.53	0.61	33	2
Triple, low-e double argon, Warm-Edge spacer	1.25	0.22	0.43	0.53	37	3

WATER-AIR-STRUCTURE PERFORMANCE

Dimensions	Harmonized standard	Performance
1800 mm x 2080 mm 72" x 82"	AAMA/WDMA/CSA 101/I.S.2/A440-08	R-PG60-SD